



love is respect org

2015 National Report

Based on loveisrespect contacts documented Jan. – Dec. 2015

In 2015, loveisrespect answered **61,442 contacts**. Loveisrespect provides Crisis Intervention, Safety Planning, Referrals and DV Education for these contacts.

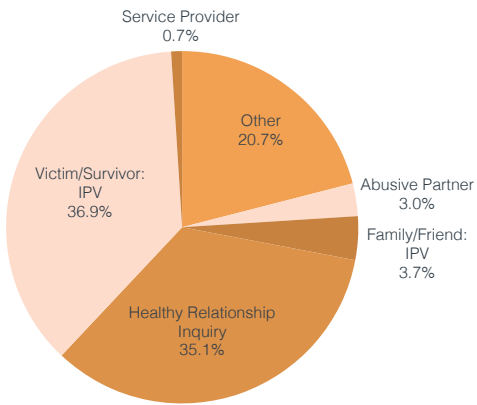


Of the contacts answered, **23%** of the callers or chatters disclosed a location within the US and US territories.

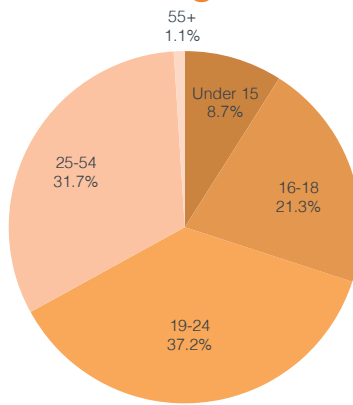
	Phone	4,597*
	Chat	8,339*
	Text	956*
	Total	13,895*

*Reflects contacts where location was self-disclosed by contact.

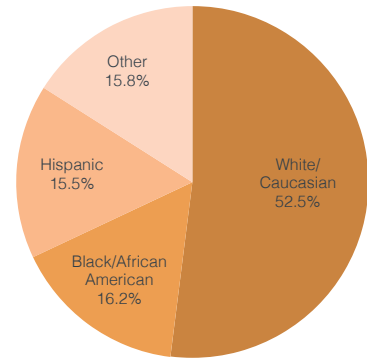
Who is contacting loveisrespect?



Caller Type



Victim Age



Caller Ethnicity

Caller Type Definitions:

- Victim/Survivor: IPV (Intimate Partner Violence) – a victim or survivor of abuse from his/her partner or spouse
- Friend/Family: IPV (Intimate Partner Violence) – a friend or family member of a victim/survivor of IPV
- Healthy Relationship Inquiry – person who has contacted loveisrespect to clarify the differences between healthy relationships and abusive relationships
- Service Provider – a caller from any agency, including other domestic violence agencies, which provides social services
- Abusive Partner – a caller who identifies as abusive or who an advocate believes to be an abusive partner
- Other – any caller about whom an advocate is able to gather info, but who does not fit into an above category; this might include callers like law enforcement or medical professionals

Top 10 States in Contact Volume

1. California	16%
2. Texas	9%
3. New York	8%
4. Florida	6%
5. Ohio	4%
6. Pennsylvania	4%
7. Illinois	4%
8. New Jersey	4%
9. North Carolina	3%
10. Georgia	3%
Total:	61%

The National Domestic Violence Hotline is a 501c3 organization that relies on generous contributions from the public, government and corporations to continue operation.

What are victims experiencing?

92%

Emotional/Verbal Abuse

degradation, threats, insults, humiliation, isolation, etc.

48%

Physical Abuse

hitting, biting, choking, etc.

17%

Sexual Abuse

rape, exploitation, coercion, etc.

12%

Economic/Financial Abuse

control finances, ruin credit, etc.

8%

Digital Abuse

steal passwords, constant texts, etc.



Referrals to Service Providers

13,311

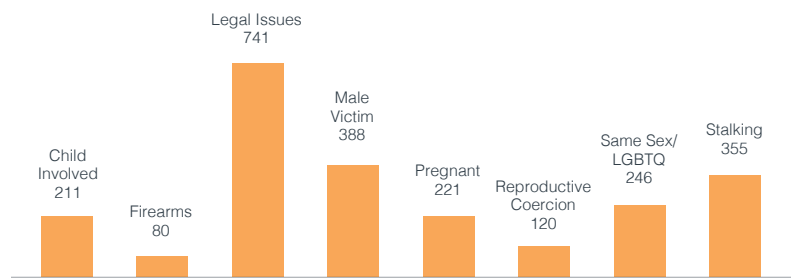
Referrals to Other Resources

6,401

Top Resource Referrals

Scarleteen
 GoodTherapy.org
 Your Life Your Voice
 (Boys Town)
 Womenslaw.org
 211 - United Way

Most Commonly Disclosed Special Factors in Victims' Experiences



Those disclosing legal issues:

Custody/Visitation	364	19%
Divorce	202	11%
Immigration	11	1%
Interstate Custody	30	2%
Other	972	51%
Protective Orders	520	27%

loveisrespect.org

In 2011, the National Domestic Violence Hotline partnered with Break the Cycle to launch loveisrespect.org, a comprehensive online resource for teens and young adults affected by dating abuse.

Visits in 2015:

16,937

New Visitors in 2015:

14,588

(86% of total visits)

Most Viewed Pages on loveisrespect.org

Types of Abuse
 Healthy Relationships
 Building Trust After Cheating
 Healthy Relationships Quiz
 How Can We Communicate Better?
 Why Do People Stay in Abusive Relationships?
 Dating Abuse Statistics
 What Should I Look For in a Partner?
 Am I a Good Partner? Quiz
 Power and Control Wheel

